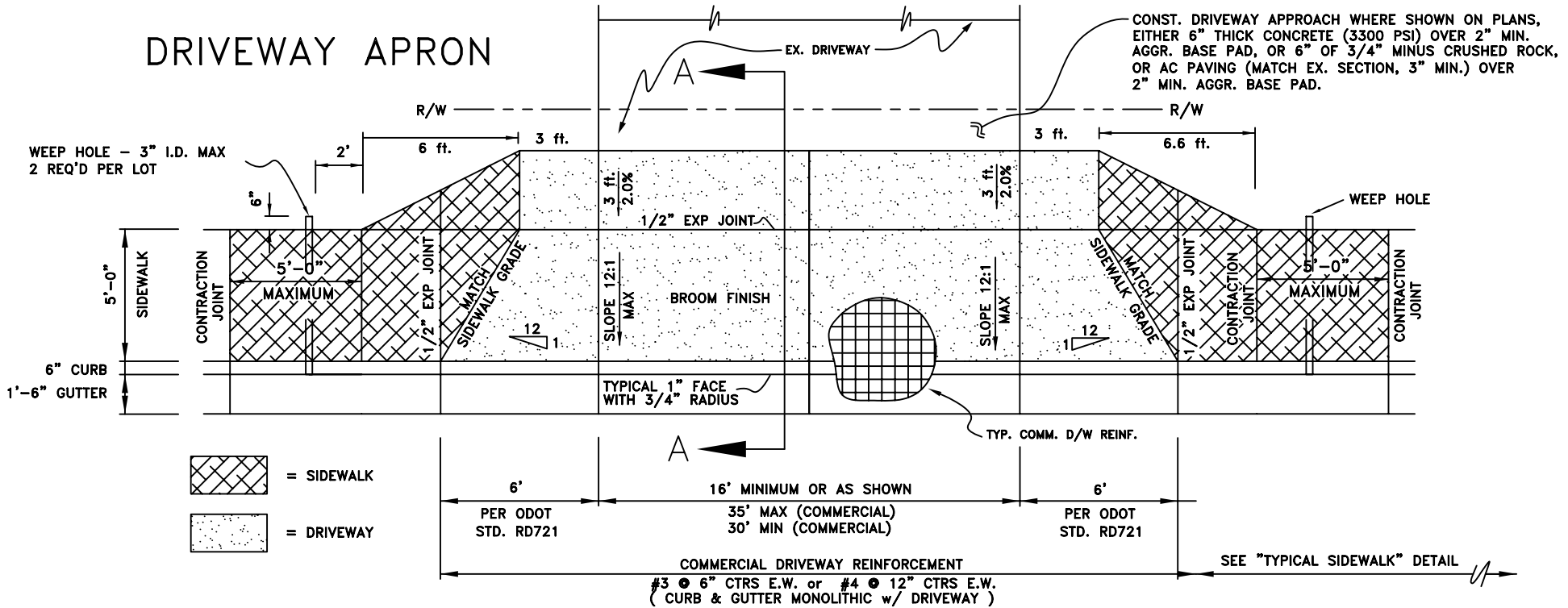
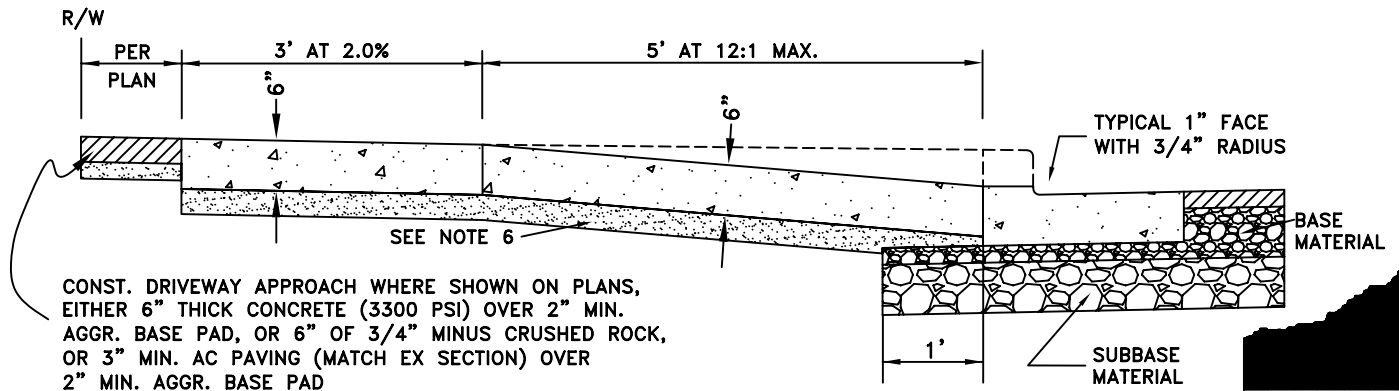


# DRIVEWAY APRON



## NOTES :

1. ALL CONCRETE SHALL BE CLASS 3300 - 3/4".
2. PROVIDE CONTRACTION JOINTS TO MATCH JOINTS IN CURB & GUTTER; 5' MAX SPACING
3. PROVIDE EXPANSION JOINTS TO MATCH JOINTS IN CURB & GUTTER; 50' MAX SPACING
4. IF DRIVEWAY IS LESS THAN 15' WIDE DO NOT PLACE EXPANSION JOINT AT CENTER.
5. IF APRON AND DRIVEWAY ARE POURED AT THE SAME TIME, PLACE EXPANSION JOINT WHERE THEY MEET.
6. GRANULAR MATERIAL UNDER DRIVEWAYS SHALL BE 3/4" MINUS CRUSHED ROCK, MINIMUM 3", FIRMLY COMPACTED.



## SECTION A-A

JACKSON COUNTY ROADS


DALE W. PETRASEK, P.E.  
COUNTY ENGINEER

Date	By	Revision
1/2007	MJ	SCALE

TYPICAL DRIVEWAY WITH LANDING

I:\Engineering\LIBRARY\COUNTY\English\  
New Drawings\Driveway with landing.dwg

SHEET 1 OF 1 SCALE: NO SCALE



JACKSON  
COUNTY  
Roads