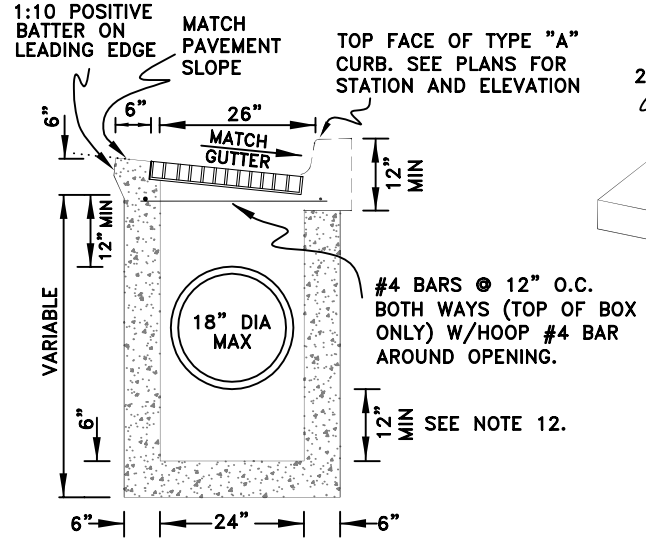


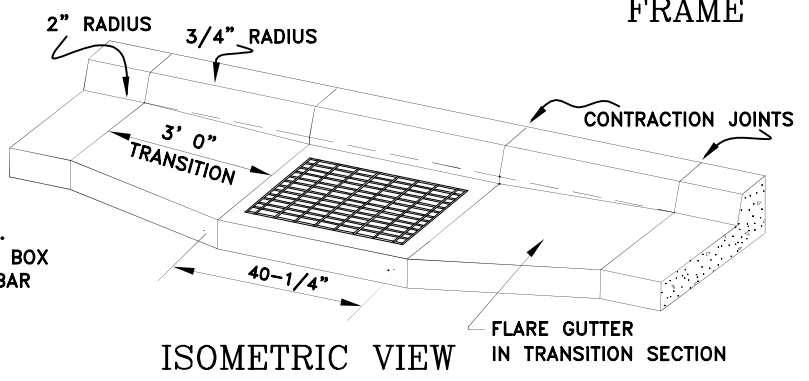
PLAN VIEW

GRATE (2 REQ.)

FRAME

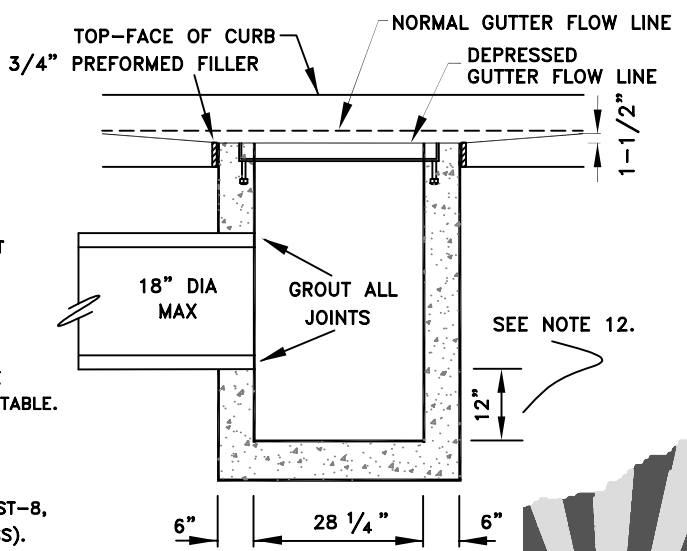


SECTION B-B



ISOMETRIC VIEW


FLARE GUTTER IN TRANSITION SECTION



SECTION A-A

- NOTES:
- 1) EXISTING CURB AND GUTTER SHALL BE REMOVED TO THE NEAREST CONTRACTION JOINT OR COLD JOINT WHEN JOINT IS WITHIN 4 FEET OF THE TRANSITION POINT.
 - 2) JOIN EXISTING AND NEW CONCRETE WITH EXPANSION JOINT.
 - 3) ALL CONCRETE SHALL BE SAWCUT AND A SMOOTH, UNIFORM JOINT PROVIDED.
 - 4) CURING COMPOUND SHALL BE APPLIED IMMEDIATELY AFTER SURFACE IS FINISHED: WHITE PIGMENT RECOMMENDED, CLEAR PIGMENT ACCEPTABLE.
 - 5) FLOOR SHALL BE POURED ON: UNDISTURBED, STABLE SOIL; COMPACTED BASE COMPACTED BASE (95% R.D. 3/4"-0 CRUSHED ROCK, 6" MIN. THICK); OR OTHER APPROVED BASE.
 - 6) SET SECTION JOINTS IN 1:2 MORTAR AND MORTAR JOINT SEALANT ST-8, 1" WIDE. SEALANT SHALL MEET FED. SPECS. SS-5-00201 (CSA-FSS).
 - 7) ALL CONCRETE SHALL BE FORMED AND VIBRATED TO REMOVE VOIDS.
 - 8) PIPE(S) SHALL BE FLUSH WITH INSIDE WALL.
 - 9) ALL CONCRETE SHALL BE CLASS 3300 - 3/4", 4-6% ENTRAINED AIR, 0.54 W/C RATIO.
 - 10) SURFACE SHALL HAVE A FINISHED TEXTURE THAT WILL NOT BE SLICK WHEN WET (MEDIUM BROOM FINISH), OR MATCH ADJACENT SIDEWALK.
 - 11) ALL METAL PARTS SHALL BE HOT DIPPED GALVANIZED AFTER FABRICATION.
 - 12) INLET NOT INCLUDED IN CURB AND GUTTER PAY LIMITS.
 - 13) 12" SUMP REQUIRED.

Date	By	Revision
1/2006	RGM	
12/2006	MJ	Grate & Sump
12/2006	MJ	Isometric
1/2007	MJ	Scale



JACKSON COUNTY
Roads

JACKSON COUNTY ROADS
DALE W. PETRASEK, P.E.
COUNTY ENGINEER

J.C. CG-1 GUTTER INLET
I:\Engineering\Library\County\English\GC-1Gutterinlet.dwg
SHEET 1 OF 1 SCALE: NO SCALE